





NEWLONG®

BAG CLOSING MACHINES

NEWLONG <DS> SERIES SEWING HEADS
DOUBLE THREAD CHAIN STITCH MACHINE



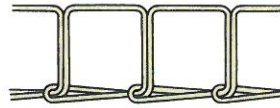
Above photo shows Model DS-9C




MODEL DS-2(II)

Single needle machine for plain closing of all kinds of filled bags made of multi-wall paper, PP/PE woven cloth, jute, cotton bags, etc. Equipped with mechanically operated continuously running thread chain cutting knives. The operator has to guide the thread chain between these knives for cutting the thread chain at the end of the seam.

Note : Single thread chain stitch available replacing parts.



SINGLE THREAD CHAIN STITCH

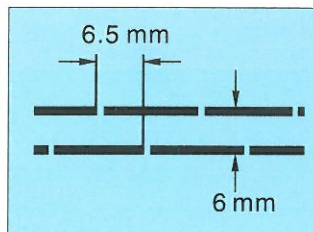


PLAIN CLOSING



MODEL DS-2W

Two-needle machine for plain closing of all kinds of filled bags. This model is a variation of Model DS-2(II), and is recommended to prevent leakage of the product by providing strong double seams.




Needle clearance is 6mm between seams and 6.5mm in feeding direction.



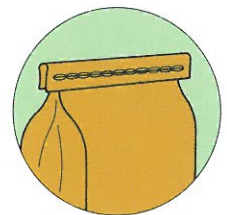
MODEL DS-C

Single needle machine exclusively designed for crepe-tape bound closing of filled bags made of multi-wall paper. Equipped with mechanically operated lever controlled cutting mechanism for automatic cutting of crepe-tape.

Note : Crepe-tape binder for tape width 55mm is included as standard. Special width crepe-tape binders available upon request.



DOUBLE THREAD CHAIN STITCH




TAPE BOUND CLOSING



MODEL DS-6AC/DS-6WAC

Automatic single needle machine for both plain and crepe-tape bound closings of all kinds of filled bags. The machine will start and stop automatically by a micro-switch lever or photoelectric switch, actuated by the bag being fed into the machine. In the same way, the machine stops after the bag passes through, and at the same time the thread/crepe-tape is cut automatically. A built-in air cylinder is operated guillotine type cutter. Model DS-6WAC is a variation of Model DS-6AC, and provides extra strong plain closing with two needles.



MODEL DS-7A/DS-7C

Automatic swing needle machine specially designed to operate as an integrated part of a sealing system such as with the NEWLONG KS Sealers. Features continuous motion feeding; the timed needle moves in epicyclic rotations as the bag passes through the sewing head eliminating elongated needle holes to give sift proof closing and avoid needle and thread breakages. Power driven feed rollers ensure accurate feeding of the bag and avoid damage to the sack which can sometimes be caused by a feed dog. Model DS-7A is equipped with mechanically operated thread cutter. Model DS-7C is equipped with pneumatic guillotine type crepe-tape cutter.

Note : Micro-switch lever for start/stop is included as standard, when ordering DS-7A.



MODEL DS-9A/DS-9C

The fastest single needle bag closing machine (2,700 rpm.) for all kinds of filled bags. Well balanced rotational parts ensure very little vibration. Ideally suited for use with high speed bag filling lines where conveyor speeds of 25 m/min. can realistically be achieved. Interchangeable with most existing sewing heads. All parts are protected against the effects of dust. A unique but simple enclosed oil bath lubrication system greatly extends the life of moving parts and reduces maintenance costs. Model DS-9A is for plain closing, equipped with mechanically operated thread cutter, like Model DS-2 (II). While Model DS-9C is automatic machine for both plain and crepe-tape bound closings, equipped with air operated cutter.

Note : Easy opening single thread chain stitch with/without puller cord available by replacing some parts.



MODEL DS-9AW/DS-9CW

Model DS-9AW is a variation of Model DS-9A, and performs a two-needle plain closing of all kinds of filled bags. Equipped with mechanically operated thread cutter. Model DS-9CW is a variation of Model DS-9C, and performs a two-needle automatic closing of all kinds of filled bags. Equipped with air cylinder driven automatic thread cutter. Both models are recommended to prevent leakage of the product by providing strong two-needle bag closing.

■ SPECIFICATIONS

| MODEL | DS-2(II) | DS-2W | DS-C | DS-6AC | DS-6WAC | DS-7A | DS-7C | DS-9A | DS-9AW | DS-9C | DS-9CW |
|------------------------------------|-----------|-----------|-----------|-----------|-----------|-----------|-----------|-----------|-----------|-----------|-----------|
| Max. Speed (r.p.m.) | 1,400 | 1,400 | 1,400 | 1,400 | 2,000 | 1,600 | 1,600 | 2,700 | 2,500 | 2,700 | 2,500 |
| <Application> | | | | | | | | | | | |
| Manual Hand Fed | ● | ● | ● | ● | ● | | | ● | ● | ● | ● |
| KS Series Paper Bag Top Sealer | | | | | | ● | ● | | | | |
| Automatic Infeed Device | | | | ● | ● | ● | ● | | | ● | ● |
| Max. Material Thickness (mm) | 10 | 6 | 10 | 10 | 6 | 3 | 3 | 8 | 8 | 8 | 8 |
| Needle Bar Stroke (mm) | 62 | 62 | 62 | 62 | 56 | 44 | 44 | 48 | 48 | 48 | 48 |
| <No. of Needle> | | | | | | | | | | | |
| Single | ● | | ● | ● | | ● | ● | ● | | ● | |
| Double | | ● | | | ● | | | | ● | | ● |
| Stitch Width (mm) | 7~12 | 7~12 | 7~12 | 7~10.5 | 7~10.5 | 8 | 8 | 7~11.5 | 7~11.5 | 7~10.5 | 7~10.5 |
| Standard Setting (mm) | 10 | 10 | 10 | 10 | 10 | 8 | 8 | 10 | 10 | 10 | 10 |
| <Stitch Type> | | | | | | | | | | | |
| Double Thread Chain Stitch | ● | ● | ● | ● | ● | ● | ● | ● | ● | ● | ● |
| Single Thread Chain Stitch (1) | ● | | | | | | | ● | | ● | |
| <Closing Type> | | | | | | | | | | | |
| Plain Only | ● | ● | | | ● | ● | | ● | ● | | |
| Tape Bound Closing Only | | | ● | | | | | | | | |
| Plain/Tape Bound Closing (2) | | | | ● | | | ● | | | ● | ● |
| <Cutter Type> | | | | | | | | | | | |
| Mechanical Thread Cutter | ● | ● | | | | ● | | ● | ● | | |
| Mechanical Tape Cutter | | | ● | | | | | | | | |
| Solenoid Thread/Tape Cutter (3) | | | | | | | | | | | |
| Pneumatic Thread/Tape Cutter | | | | ● | ● | | ● | | | ● | ● |
| Air Pressure (kg/cm ³) | | | | 4 | 4 | | 4 | | | 4 | 4 |
| Air Consumption (Nℓ/min.) | | | | 2 | 2 | | 2 | | | 3.5 | 3.5 |
| <Lubrication System> | | | | | | | | | | | |
| Manual Oil Feed & Oiler | ● | ● | ● | ● | ● | ● | ● | | | | |
| Automatic Oil Bath System | | | | | | | | ● | ● | ● | ● |
| <Machine Pulley> | | | | | | | | | | | |
| Standard Type, Dia. (mm) | **112 | **112 | **112 | 100 | 100 | 101.6 | 101.6 | 100 | 100 | 100 | 100 |
| Variable Speed Pulley (4) | | | | | | | | *** | *** | *** | *** |
| V-Belt Type Required (5) | M | M | M | M | M | A | A | M | M | M | M |
| Needle Type | DRX2 | DR-H30 | DRX2 | DRX2 | DRX2 | DN-H29 | DN-H29 | DR-H30 | DR-H30 | DR-H30 | DR-H30 |
| Standard Needle Size Fitting | #25 | #26 | #25 | #25 | #25 | #26 | #26 | #26 | #26 | #26 | #26 |
| Available Other Needle Sizes | #26 | | #26 | #26 | #26 | #25 | #25 | | | | |
| Thread, Synthetic or Cotton | 20/6,20/9 | 20/6,20/9 | 20/6,20/9 | 20/6,20/9 | 20/6,20/9 | 20/6,20/9 | 20/6,20/9 | 20/6,20/9 | 20/6,20/9 | 20/6,20/9 | 20/6,20/9 |
| <Motor Required> (6) | | | | | | | | | | | |
| 0.75kW, 4P, 3 Phase | | | | | | | | ● | ● | ● | ● |
| 0.4kW, 4P, 3 Phase | ● | ● | ● | ● | ● | ● | ● | | | | |

Notes:

- (1)Special Order. (available by replacing parts)
- (2)Crepe-tape binder is not included as a standard supply except for DS-C.
- (3)Solenoid operated cutter actuating box is not included as a standard supply.
- (4)Transmission ratio 1:1.35
- (5)V-Belt is not included as a standard supply.
- (6)Motor is not included as a standard supply.

Notes:

- *Stitch width 10.5~12.7mm available by replacing throat plate and feed dog.
- **Standard supply "B" type pulley φ112mm. "A" type pulley φ96mm (for 50Hz) and φ107mm (for 60Hz).
- ***Available by special order.

REMARKS When ordering the following models, please specify:-

(1)MODEL DS-2(II) / DS-2W

Please specify one of 3 different machine pulley types.

(a)Standard setting "B" type pulley for carrier table type bag closing machine(dia. 112mm).

(b)"A" type pulley for conveyor type bag closing with electric supply 50Hz(dia. 96mm).

(c)"A" type pulley for conveyor type bag closing with electric supply 60Hz(dia.107mm).

A presser foot for thick materials like jute available upon request.

Please specify bag type when ordering.

(2)MODEL DS-C

Please specify type of machine pulley as above.

A crepe-tape binder for tape width 55mm is included as standard.

Please specify if other tape width required.

(3)MODEL DS-6AC / DS-6WAC / DS-9C / DS-9CW

A wide range of Presser Feet, Feed Dogs, Throat Plates are available for different applications.

To ensure that the correct parts are fitted, please provide the following information when ordering : -

| | |
|--------------------|---|
| Bag Type | Paper / PP woven cloth close mesh / PP woven cloth open mesh / Jute / Other-please specify. |
| Type of Closure | Plain sewn / Crepe Tape / Filler Cord / Single Thread / Rip Cord / Other-please specify. |
| Application | Manual hand fed / Automatic Infeed Device / Continuous "Net on a roll" bagging system / Other-please specify. |
| Product in the bag | please specify. |
| Conveyor Speed | please specify. |

*A wide range of accessories are available including fully height adjustable pedestal stands with or without tape/filler/rip cord attachments, conveyors, bag top trimmers, bag printers, bag top folders, ticket applicators etc.

PACKING INFORMATION

| MODEL | DS-2(II), DS-2W DS-C | DS-6AC DS-6WAC | DS-7A DS-7C | DS-9A, DS-9AW DS-9C, DS-9CW |
|-----------------------------|-------------------------|-------------------|----------------|--------------------------------|
| Net Weight (approx.)kg | 30 | 37 | 25 | 40 |
| Gross Weight (approx.)kg | 40 | 45 | 35 | 50 |
| Measurement (approx.)kg | 5 | 5 | 5 | 7 |

Note : The specifications mentioned in this leaflet is subject to change without prior notice.

NEWLONG MACHINE WORKS, LTD.

HEAD OFFICE: 14-14, Matsugaya 1-chome, Taito-ku, Tokyo 111-0036, Japan Fax:(81) 3-3843-0260 Tel:(81) 3-3843-0269

OVERSEAS OFFICE:
 Home Page <http://www.newlong.com/>
 NEWLONG PACKAGING MACHINERY (Beijing) CO., LTD. Fax:(86) 10-6127-2475 Tel:(86) 10-6127-1866
 NEWLONG PACKAGING MACHINERY (Beijing) CO.,LTD.Shanghai Branch Fax:(86) 21-6432-5512 Tel:(86) 21-6432-5955
 NEWLONG (Hong Kong) CO., LTD. Fax:(852) 2577-2876 Tel:(852) 2576-3676
 NEWLONG (TAIWAN) MACHINE CO., LTD. Fax:(886) 2-2522-1420 Tel:(886) 2-2571-6524
 NEWLONG SINGAPORE PTE.LTD. Fax:(65) 265-1994 Tel:(65) 265-0901
 NEWLONG MALAYSIA SDN.BHD. (Selangor) Fax:(60) 3-7727-6000 Tel:(60) 3-7728-8323
 NEWLONG MALAYSIA SDN.BHD. (Johor Bahru) Fax:(60) 7-356-0257 Tel:(60) 7-356-0254
 PT. NEWLONG INDONESIA Fax:(62) 21-7919-5947 Tel:(62) 21-7919-5945
 NEWLONG (THAILAND) LTD. Fax:(66) 2-391-5508 Tel:(66) 2-391-1171
 NEWLONG MACHINE PHILIPPINES, INC. Fax:(63) 2-896-2234 Tel:(63) 2-897-1471
 NEWLONG FZE (Dubai) Fax:(971) 4-881-9882 Tel:(971) 4-881-7188